




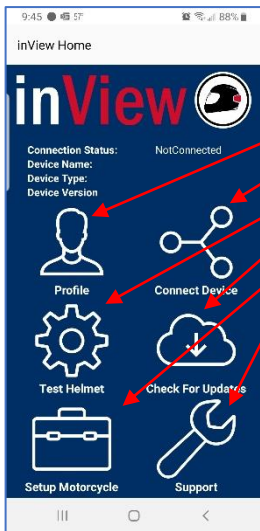
HELMET AND MOTORCYCLE TRANSCEIVER FIRMWARE UPDATE AND MANAGEMENT INSTRUCTIONS:



The inView™ IOS and Android smart phone and tablet application provides a complete management tool to update, test and operate your inView™ system.

The inView Application works in the exact same way on both platforms. Please start by downloading inView™ Brake & Signal Light from the appropriate play store.

Once the application has downloaded, open the app and complete the registration process by clicking on the sign-up button (see right). This will allow you to register inView and add your motorcycle(s) to your garage.




Once registered, you will get to the menu screen (see left). Here you can:

- Update your profile
- Connect to your motorcycle or helmet unit
- Test the helmet unit functionality
- Check for updates for the device you are connected to (motorcycle or helmet unit)
- Setup your motorcycle (this is to configure the motorcycle unit for Indian motorcycle wiring)
- Contact support

Updating your Firmware: When you *Connect Device*, you will see your helmet and motorcycle devices appear on the following screen. Simply click on the device to connect. Legacy (first time) users will see their helmet unit appear as Nord and their Motorcycle unit appear as Nordic Buttonless. Once updated, helmet units will appear as inView™_Helmet

and motorcycle units will appear as inView™_Motorcycle. Once connected you will be returned to the main menu screen and your device will show as connected (image below

left). From here, you can *Check for Updates* or operate the helmet unit by clicking on *Test Helmet*. To operate the helmet (see right), simply press repeatedly on the helmet function you wish to test. PLEASE BE SURE TO “DISCONNECT DEVICE” FROM THE MAIN SCREEN WHEN YOU ARE DONE TO ALLOW YOUR MOTORCYCLE UNIT TO RECONNECT TO YOUR HELMET UNIT!



NOTE for Users with Indian Motorcycles: Please *Setup Motorcycle* (see left) and choose Indian to update their firmware to accommodate the reverse polarity on Indian turn signals. By default, firmware is configured for non-Indian motorcycles.

To disconnect your device or upgrade another device, select Disconnect Device. You can then select another device in Connect Device, if desired.

